



## **EVALUATION ON SOCIOECONOMIC STATUS OF SCHEDULED TRIBES WITH SPECIAL REFERENCE TO JALPAIGURI DISTRICT, WEST BENGAL**

**Md Nazmul Islam**

Research Scholar

Sardar Patel University, Balaghat, M.P.

**Dr. Surendra Singh Rajpoot**

Supervisor

Sardar Patel University, Balaghat, M.P.

**DECLARATION:** I AS AN AUTHOR OF THIS PAPER /ARTICLE, HERE BY DECLARE THAT THE PAPER SUBMITTED BY ME FOR PUBLICATION IN THE JOURNAL IS COMPLETELY MY OWN GENUINE PAPER. IF ANY ISSUE REGARDING COPYRIGHT/PATENT/OTHER REAL AUTHOR ARISES, THE PUBLISHER WILL NOT BE LEGALLY RESPONSIBLE. IF ANY OF SUCH MATTERS OCCUR PUBLISHER MAY REMOVE MY CONTENT FROM THE JOURNAL WEBSITE. FOR THE REASON OF CONTENT AMENDMENT /OR ANY TECHNICAL ISSUE WITH NO VISIBILITY ON WEBSITE /UPDATES, I HAVE RESUBMITTED THIS PAPER FOR THE PUBLICATION.FOR ANY PUBLICATION MATTERS OR ANY INFORMATION INTENTIONALLY HIDDEN BY ME OR OTHERWISE, I SHALL BE LEGALLY RESPONSIBLE. (COMPLETE DECLARATION OF THE AUTHOR AT THE LAST PAGE OF THIS PAPER/ARTICLE

### **ABSTRACT:**

Tribals' lower level of aspiration may be responsible for their lower level of achievement. Due to inferior socioeconomic status, a worse self-concept, and weaker school adjustment, aspirations are low level. Low motivating factors lead to lower and medium level achievement, greater levels to higher achievement. The success orientation of the tribals, aspiration but also other contributing elements such as the socioeconomic situation, strong resolve, the educational system, curricula, school adaptation etc. The socioeconomic status and high degree of literacy in the family have increased with the size of the family. The socio economic standing of the family was assessed by giving each household a score based on their ownership of land, annual produce, and payment of taxes, debt, employment, and literacy level. In this article, evaluation on socioeconomic status of scheduled tribes with special reference to Jalpaiguri District, West Bengal has been discussed.

**Keywords:** Socioeconomic, Scheduled Tribes, Jalpaiguri.

### **INTRODUCTION:**

Tribal people have adapted their cultural practices to fit their physical and social environments by leading simple lives based on the natural world. [1-2] Even ancient literature, including the Ramayana and the Mahabharata periods, makes mention of these tribal clans. India's tribal



communities are incredibly varied and heterogeneous. [3] The difference of the tribals and others are the number of people they have, the languages they speak, and their means of subsistence. [4-5] Since, they are generally unaware of the programs and policies created for their uplift, they are unable to participate in the development process. [6-8] This is mostly because tribal people have a high rate of illiteracy, a very low level of education, superstitions, low levels of aspiration, and a low socioeconomic standing. [9-10] In order to determine the correlation between their level of education, aspiration, and socioeconomic status (SES) on ST individuals in the district of Jalpaiguri.

### **RESEARCH METHODOLOGY:**

**Study Area:** Jalpaiguri District, West Bengal.

**Research Question:** Is the socioeconomic status correlated to the Scheduled Tribes in Jalpaiguri District, West Bengal?

**Research Design:** In this research, quantitative research design has been used.

**Sampling Plan:** Simple random sampling has been used for this study.

**Sample Size:** The sample size was 400.

**Data Source:** In this research, primary data has been used.

**Methodology:** The respondents were selected within the Jalpaiguri District, West Bengal. The selected age was between 31-60 years. After clearing the research objectives, the questionnaire sheet was provided in favor of each respondent. Sufficient time was given in favor of all respondents. After completion of the sheet, the sheets were collected and preserved for data analysis and interpretation.

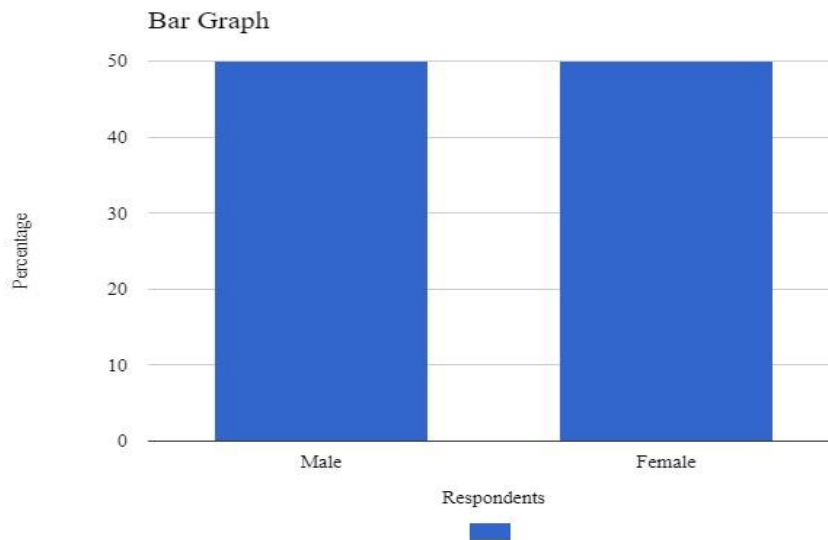
**Research Tools:** In this study, structured questionnaire has been used.

**Data Analysis and Interpretation:** Pie chart and bar chart has been used.

**DATA ANALYSIS, INTERPRETATION AND RESULTS:**

**Table 1. Gender**

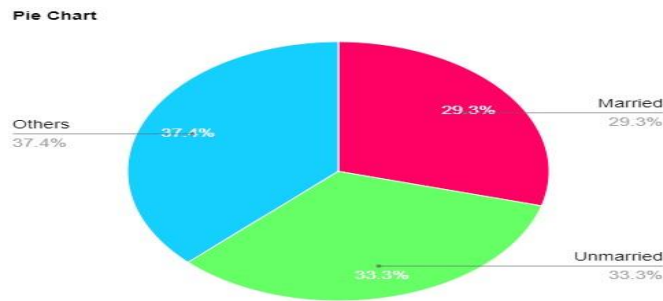
<b>Options</b>	<b>Respondents</b>	<b>%</b>
Male	200	50
Female	200	50
<b>Total</b>	<b>400</b>	<b>100</b>



**Figure 1. Gender**

**Table 2. Monthly Income**

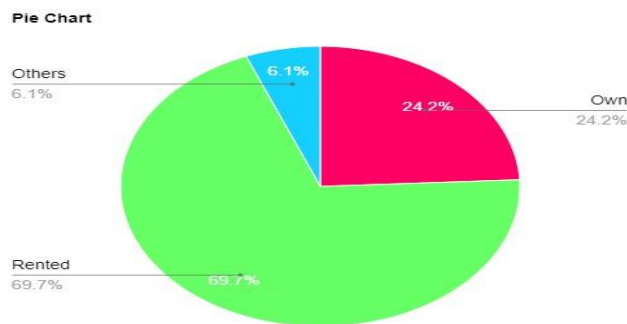
<b>Options</b>	<b>Respondents</b>	<b>%</b>
Below 10,000/-	118	29.3
10,001/- to 20,000/-	134	33.3
Above 20,000/-	148	37.4
<b>Total</b>	<b>400</b>	<b>100</b>



**Figure 2. Monthly Income**

**Table 3. House ownership**

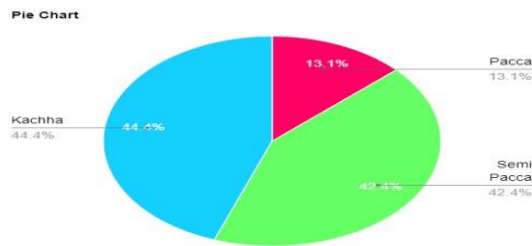
Options	Respondents	%
Own	98	24.2
Rented	276	69.7
Others	26	6.1
<b>Total</b>	<b>400</b>	<b>100</b>



**Figure 3. House ownership**

**Table 4. House types**

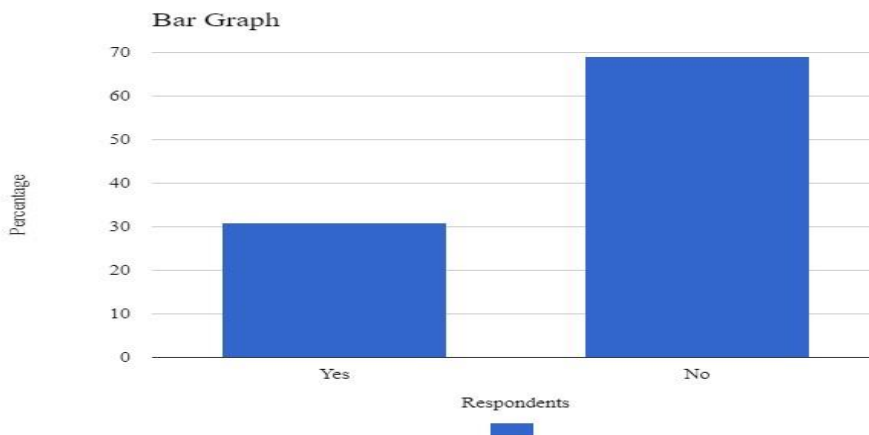
Options	Respondents	%
Pacca	54	13.1
Semi Pacca	168	42.4
Kachha	178	44.5
<b>Total</b>	<b>400</b>	<b>100</b>



**Figure 4. House types**

**Table 5. Separate kitchen**

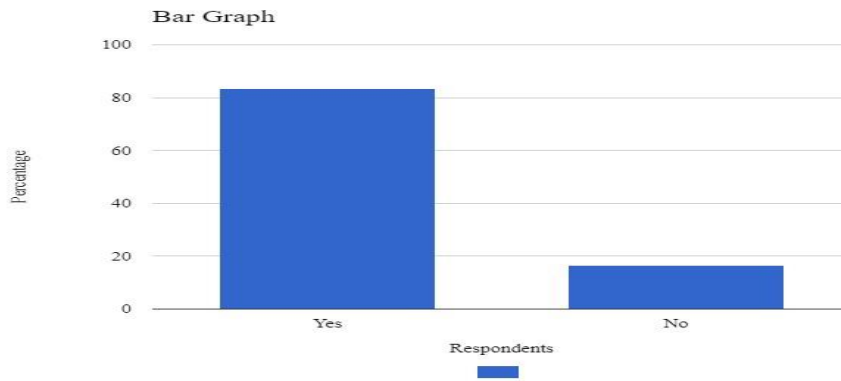
Options	Respondents	%
Yes	124	31
No	276	69
<b>Total</b>	<b>400</b>	<b>100</b>



**Figure 5. Separate kitchen**

**Table 6. Toilet facilities**

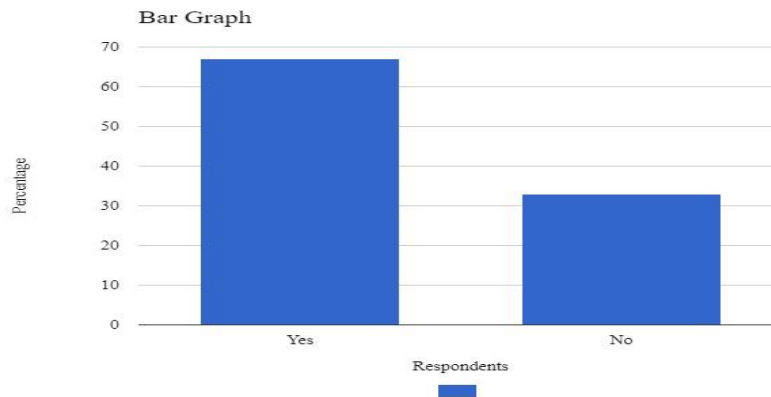
Options	Respondents	%
Yes	334	83.5
No	66	16.5
<b>Total</b>	<b>400</b>	<b>100</b>



**Figure 6. Toilet facilities**

**Table 7. Water facility within premises**

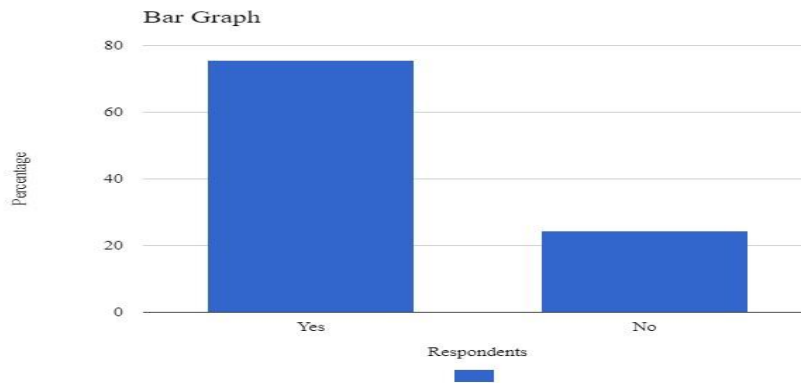
Options	Respondents	%
Yes	268	67
No	132	33
<b>Total</b>	<b>400</b>	<b>100</b>



**Figure 7. Water facility within premises**

**Table 8. Does every member of the household have at least two sets of clothes?**

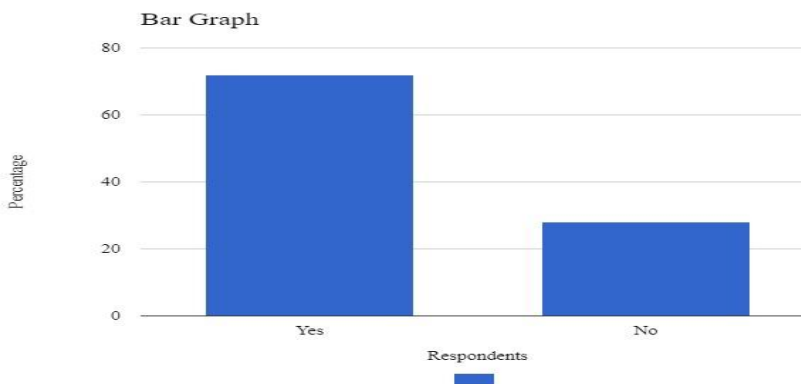
Options	Respondents	%
Yes	302	75.5
No	98	24.5
<b>Total</b>	<b>400</b>	<b>100</b>



**Figure 8. Does every member of the household have at least two sets of clothes?**

**Table 9. Does every member of the household have at least one pair of shoes?**

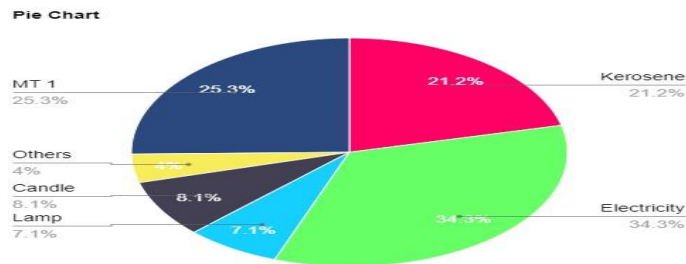
Options	Respondents	%
Yes	288	72
No	112	28
<b>Total</b>	<b>400</b>	<b>100</b>



**Figure 9. Does every member of the household have at least one pair of shoes?**

**Table 10. Source of illumination**

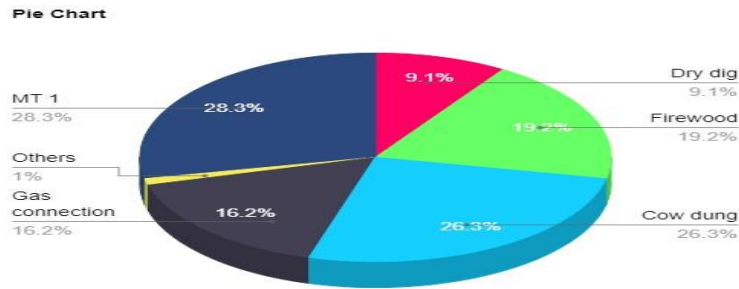
Options	Respondents	%
Kerosene	86	21.2
Electricity	136	34.3
Lamp	28	7.1
Candle	34	8.1
Others	16	4
More than 1	100	25.3
<b>Total</b>	<b>400</b>	<b>100</b>



**Figure 10. Source of illumination**

**Table 11. Source of Fuel**

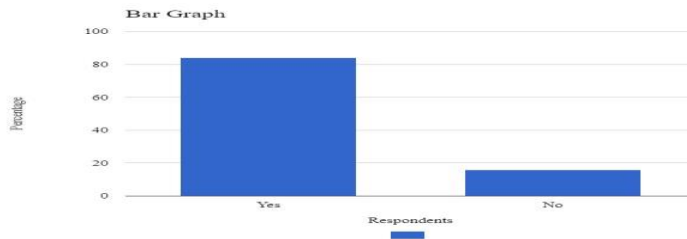
Options	Respondents	%
Dry dig	38	9.1
Firewood	76	19.2
Cow dung	104	26.2
Gas connection	64	16.2
Others	6	1
More than 1	112	28.3
<b>Total</b>	<b>400</b>	<b>100</b>



**Figure 11. Source of Fuel**

**Table 4.12. Are you suffering from any illness?**

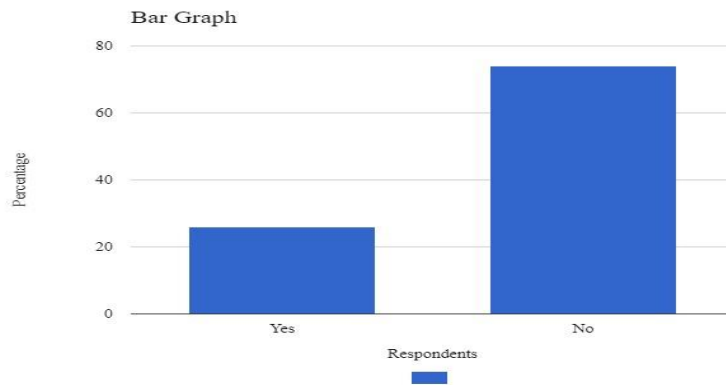
Options	Respondents	%
Yes	336	84
No	64	16
<b>Total</b>	<b>400</b>	<b>100</b>



**Figure 12. Are you suffering from any illness?**

**Table 13. Have you availed Govt. Loans/Schemes?**

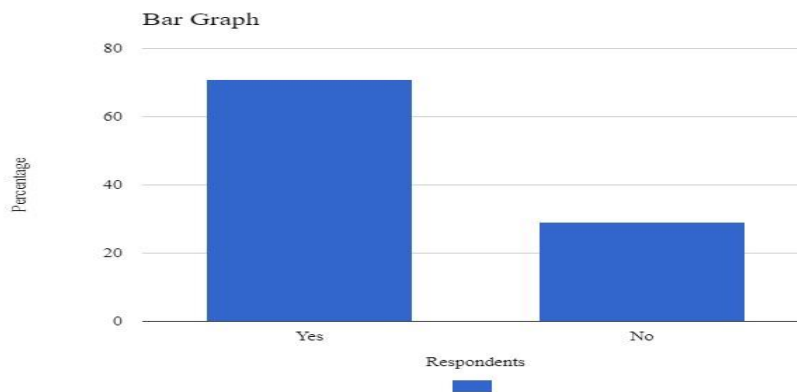
Options	Respondents	%
Yes	104	26
No	296	74
<b>Total</b>	<b>400</b>	<b>100</b>



**Figure 13. Have you availed Govt. Loans/Schemes?**

**Table 14. Social status depends upon the financial status of the person**

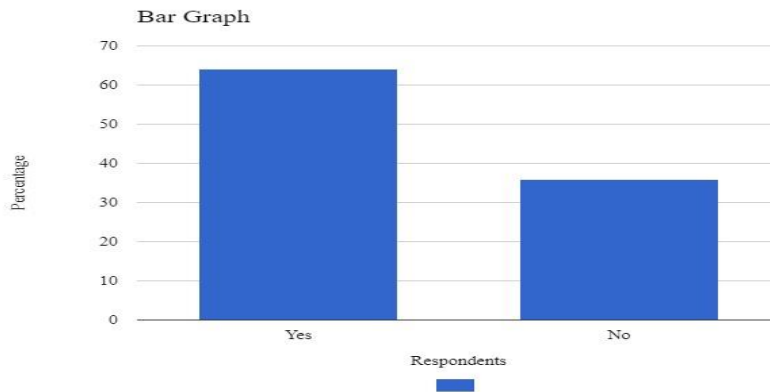
Options	Respondents	%
Yes	284	71
No	116	29
<b>Total</b>	<b>400</b>	<b>100</b>



**Figure 14. Social status depends upon the financial status of the person**

**Table 15. The family economic condition over the few years has been increased**

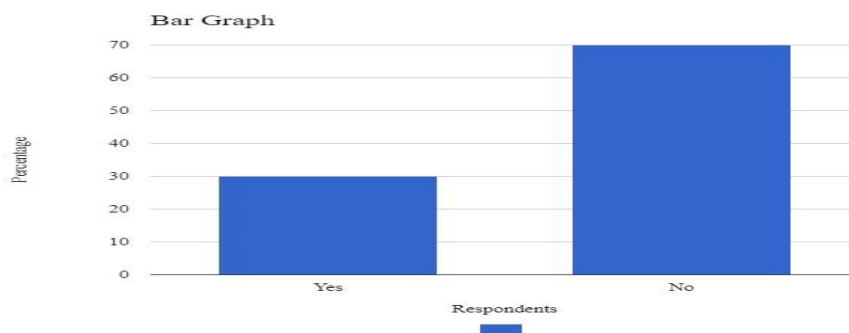
Options	Respondents	%
Yes	256	64
No	144	36
<b>Total</b>	<b>400</b>	<b>100</b>



**Figure 15. The family economic condition over the few years has been increased**

**Table 16. Do you benefit the government schemes to Scheduled tribes communities?**

Options	Respondents	%
Yes	120	30
No	280	70
<b>Total</b>	<b>400</b>	<b>100</b>



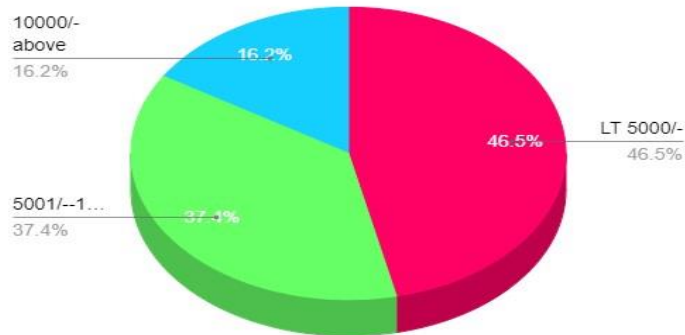
**Figure 16. Do you benefit the government schemes to Scheduled tribes communities?**

**Table 17. Monthly Savings**

Options	Respondents	%
Less than 5000/-	186	46.5
5001/- to 10000/-	150	37.5
10000/- & above	64	16

<b>Total</b>	<b>400</b>	<b>100</b>
--------------	------------	------------

Pie Chart



**Figure 17. Monthly Savings**

**CONCLUSION:**

The Jalpaiguri district's tribal economy and lifestyle, which revolve around tea gardens, are an example of a widespread phenomenon in India. They labor in tea gardens for the most part of their employment. They still receive extremely low salaries while making up a sizable portion of the workforce. Globalization of modern technologies have steadily changed traditional tribal practices, including art, craft, tradition, and value systems. However, its traditional values are progressively disappearing. The rich cultural traditions of indigenous peoples are therefore disappearing. The tribal cultures in the studied area have lost much of their identity due to their steadfast adherence to their own customs, making them resistant to modernization. Technological growth has led to advancements in many economic sectors. In their field, modern technical advancements are not commonly employed. Adoption of modern technology in agriculture has several significant implications. Technology has not made much of an impact on the economy, despite having a negative impact on tribal society. The tribes are burdened with numerous issues that date back to the colonial era and are holding them back. In a very long time from the loss of their homes, languages, customs, and lifestyles. Rich cultural traditions have been lost for countless indigenous



communities. The socioeconomic conditions prevailing in many tribal groupings exhibit variability. Diverse lifestyles, cultures, and religious perspectives coexist, and they are all dynamic. There are regional and local differences in many areas, such as business and education.

#### REFERENCES:

1. Kulkarni, V. V. & Shivagunde, S. (2012). Gender-based aspects of academic achievement among tribal students. *Review of Research*, 2 (1), 1-4.
2. Naik, R.B. (2017). Empowerment of Tribal Women through Education in India: An Analysis. *Global Journal for Research Analysis*, 6 (6), 457-459.
3. Sengupta, S., Ghosh, S. (2012). Problems of education among the scheduled tribes in India: Finding a balance. *Geo-Analyst*, 2 (1), 12-19.
4. Maji, S. (2016). Educational Status of Tribal Women in West Bengal. *International Journal of Allied Practice, Research and Review*, 3(9), 6-10.
5. Mukherjee, A.K. & Laha, M. (2019), Status of rural literacy in Purulia District, West Bengal. *International Journal of Applied Research*, 5(3), 32-44.
6. Rajam, V. & Malarvizhi. V. (2011). A study on educational status of tribal children in the Nilgris district. *ZENITH International Journal of Business Economics & Management Research*, 1(2), 197-210.
7. Kumari, S. (2018). Challenging Issue of Tribal Women Education in India. *International Journal of Interdisciplinary Research in Arts and Humanities*, 3(1), 109-114.
8. Zhang. X. (2012). The effects of parental education and family income on mother-child relationships, father-child relationships, and family environments in the People's Republic of China. *Family process*, 51(4), 483- 497.
9. Puhan, R. R. & Malla, L. (2012). Parents' attitude towards daughters' education in tribal area: A Study in Keonjhar district of Odisha. *Political Economy Journal of India*, 21(3-4), 32-46.
10. Mallick, M.A. (2013). Marginalization of Tribal People in West Bengal: A Case Study. *International Journal of Humanities and Social Science Invention*, 2(7), 69-80.



### **Author's Declaration**

I as an author of the above research paper/article, here by, declare that the content of this paper is prepared by me and if any person having copyright issue or patent or anything otherwise related to the content, I shall always be legally responsible for any issue. For the reason of invisibility of my research paper on the website /amendments /updates, I have resubmitted my paper for publication on the same date. If any data or information given by me is not correct, I shall always be legally responsible. With my whole responsibility legally and formally have intimated the publisher (Publisher) that my paper has been checked by my guide (if any) or expert to make it sure that paper is technically right and there is no unaccepted plagiarism and hentriacontane is genuinely mine. If any issue arises related to Plagiarism/ Guide Name/ Educational Qualification /Designation /Address of my university/ college/institution/ Structure or Formatting/ Resubmission /Submission /Copyright /Patent /Submission for any higher degree or Job/Primary Data/Secondary Data Issues. I will be solely/entirely responsible for any legal issues. I have been informed that the most of the data from the website is invisible or shuffled or vanished from the database due to some technical fault or hacking and therefore the process of resubmission is there for the scholars/students who finds trouble in getting their paper on the website. At the time of resubmission of my paper I take all the legal and formal responsibilities, If I hide or do not submit the copy of my original documents (Andhra/Driving License/Any Identity Proof and Photo) in spite of demand from the publisher then my paper maybe rejected or removed from the website anytime and may not be consider for verification. I accept the fact that as the content of this paper and the resubmission legal responsibilities and reasons are only mine then the Publisher (Airo International Journal/Airo National Research Journal) is never responsible. I also declare that if publisher finds Any complication or error or anything hidden or implemented otherwise, my paper maybe removed from the website or the watermark of remark/actuality maybe mentioned on my paper. Even if anything is found illegal publisher may also take legal action against me.

**Md Nazmul Islam**  
**Dr. Surendra Singh Rajpoot**

\*\*\*\*\*